

2021-22 LCFF Budget Overview for Parents Data Input Sheet

Local Educational Agency (LEA) Name:	Science and Technology Academy at Knights Landing
CDS Code:	57727100121749
LEA Contact Information:	Name: Maria Martinez Position: Principal Email: maria.martinez@wjusd.org Phone: 530-735-6435
Coming School Year:	2021-22
Current School Year:	2020-21

*NOTE: The "High Needs Students" referred to in the tables below are Unduplicated Students for LCFF funding purposes.

Projected General Fund Revenue for the 2021-22 School Year	Amount
Total LCFF Funds	\$2,193,319
LCFF Supplemental & Concentration Grants	\$191,421
All Other State Funds	\$176,216
All Local Funds	\$9,128
All federal funds	\$15,467
Total Projected Revenue	\$2,394,130

Total Budgeted Expenditures for the 2021-22 School Year	Amount
Total Budgeted General Fund Expenditures	\$2,370,793
Total Budgeted Expenditures in the LCAP	\$460,253
Total Budgeted Expenditures for High Needs Students in the LCAP	\$241,376
Expenditures not in the LCAP	\$1,910,540

Expenditures for High Needs Students in the 2020-21 School Year	Amount
Total Budgeted Expenditures for High Needs Students in the Learning Continuity Plan	\$141,509
Actual Expenditures for High Needs Students in Learning Continuity Plan	\$145,704

Funds for High Needs Students	Amount
2021-22 Difference in Projected Funds and Budgeted Expenditures	\$49,955
2020-21 Difference in Budgeted and Actual Expenditures	\$4,195

Required Prompts(s)	Response(s)
Briefly describe any of the General Fund Budget Expenditures for the school year not included in the Local Control and Accountability Plan (LCAP).	The majority of staffing costs for certificated and classified positions are not included in the Local Control and Accountability Plan as well as operating budget for transportation, maintenance, and utilities.

LCFF Budget Overview for Parents

Local Educational Agency (LEA) Name: Science and Technology Academy at Knights Landing

CDS Code: 57727100121749

School Year: 2021-22

LEA contact information:

Maria Martinez

Principal

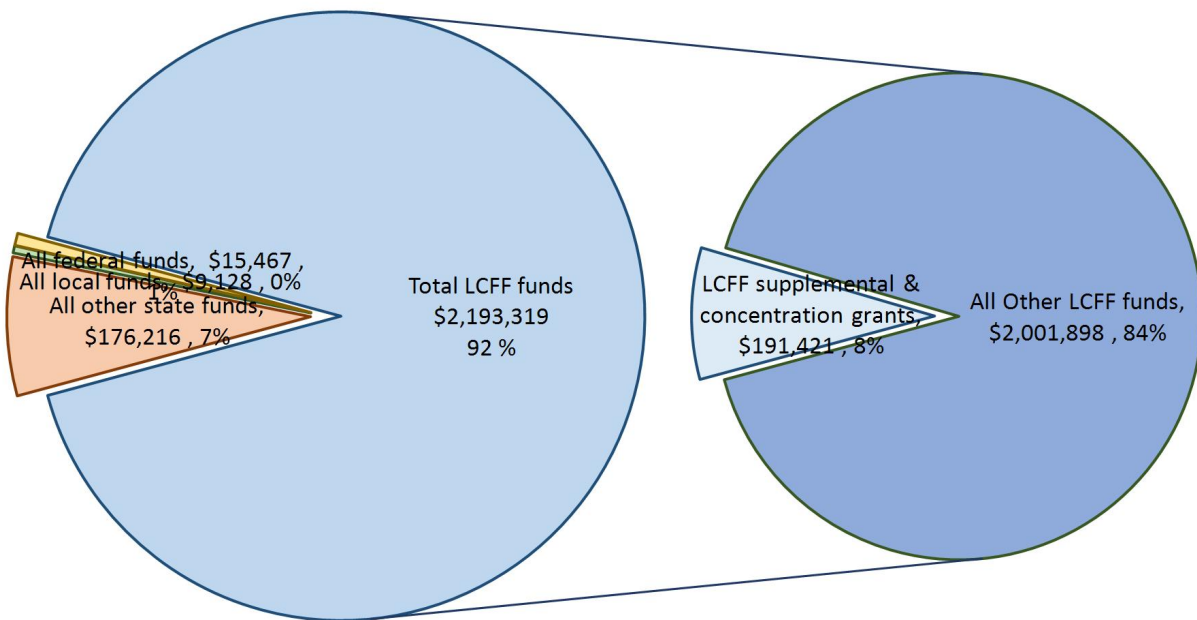
maria.martinez@wjusd.org

530-735-6435

School districts receive funding from different sources: state funds under the Local Control Funding Formula (LCFF), other state funds, local funds, and federal funds. LCFF funds include a base level of funding for all LEAs and extra funding - called "supplemental and concentration" grants - to LEAs based on the enrollment of high needs students (foster youth, English learners, and low-income students).

Budget Overview for the 2021-22 School Year

Projected Revenue by Fund Source



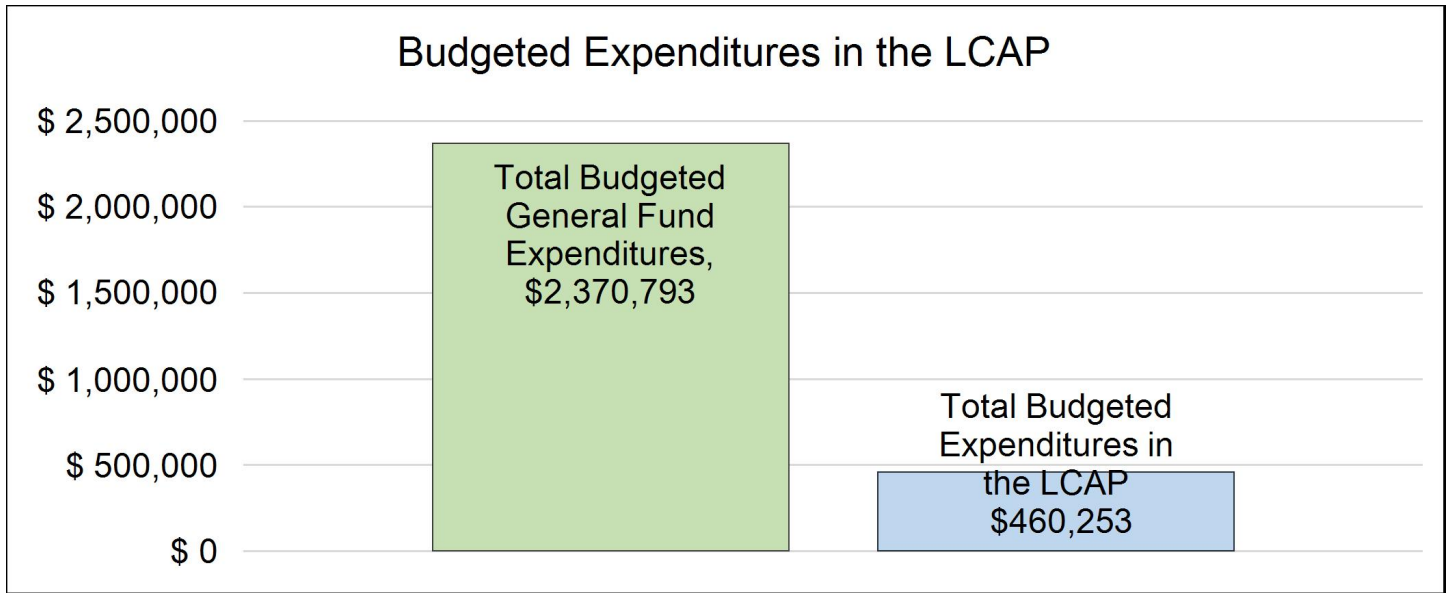
This chart shows the total general purpose revenue Science and Technology Academy at Knights Landing expects to receive in the coming year from all sources.

The total revenue projected for Science and Technology Academy at Knights Landing is \$2,394,130, of which \$2,193,319 is Local Control Funding Formula (LCFF), \$176,216 is other state funds, \$9,128 is local

funds, and \$15,467 is federal funds. Of the \$2,193,319 in LCFF Funds, \$191,421 is generated based on the enrollment of high needs students (foster youth, English learner, and low-income students).

LCFF Budget Overview for Parents

The LCFF gives school districts more flexibility in deciding how to use state funds. In exchange, school districts must work with parents, educators, students, and the community to develop a Local Control and Accountability Plan (LCAP) that shows how they will use these funds to serve students.



This chart provides a quick summary of how much Science and Technology Academy at Knights Landing plans to spend for 2021-22. It shows how much of the total is tied to planned actions and services in the LCAP.

Science and Technology Academy at Knights Landing plans to spend \$2,370,793 for the 2021-22 school year. Of that amount, \$460,253 is tied to actions/services in the LCAP and \$1,910,540 is not included in the LCAP. The budgeted expenditures that are not included in the LCAP will be used for the following:

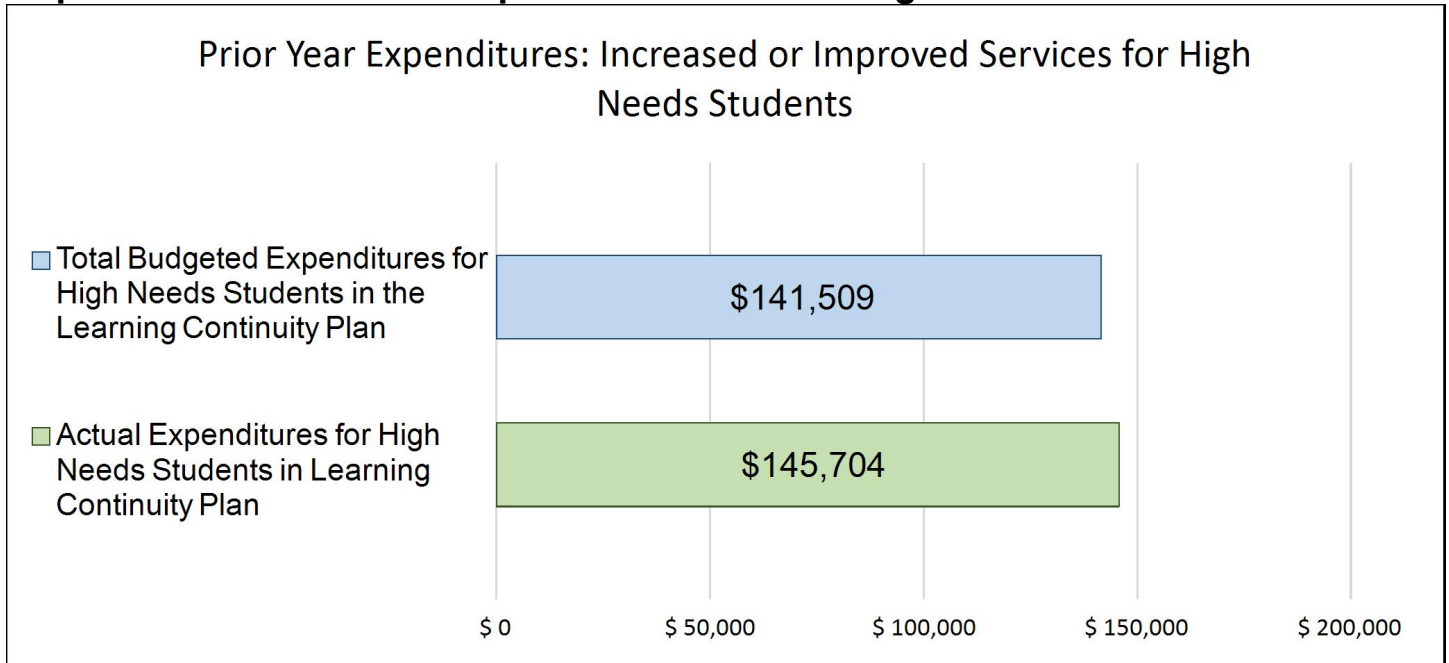
The majority of staffing costs for certificated and classified positions are not included in the Local Control and Accountability Plan as well as operating budget for transportation, maintenance, and utilities.

Increased or Improved Services for High Needs Students in the LCAP for the 2021-22 School Year

In 2021-22, Science and Technology Academy at Knights Landing is projecting it will receive \$191,421 based on the enrollment of foster youth, English learner, and low-income students. Science and Technology Academy at Knights Landing must describe how it intends to increase or improve services for high needs students in the LCAP. Science and Technology Academy at Knights Landing plans to spend \$241,376 towards meeting this requirement, as described in the LCAP.

LCFF Budget Overview for Parents

Update on Increased or Improved Services for High Needs Students in 2020-21



This chart compares what Science and Technology Academy at Knights Landing budgeted last year in the Learning Continuity Plan for actions and services that contribute to increasing or improving services for high needs students with what Science and Technology Academy at Knights Landing estimates it has spent on actions and services that contribute to increasing or improving services for high needs students in the current year.

In 2020-21, Science and Technology Academy at Knights Landing's Learning Continuity Plan budgeted \$141,509 for planned actions to increase or improve services for high needs students. Science and Technology Academy at Knights Landing actually spent \$145,704 for actions to increase or improve services for high needs students in 2020-21.